

The background of the cover features a series of teal-colored, curved lines that radiate from the center, creating a sense of depth and movement. A dark grey rectangular box is centered on the page, containing the text for the annual report.

CHICAGO
WOMEN'S
HEALTH
CENTER

ANNUAL REPORT

2011



CHICAGO WOMEN'S* HEALTH CENTER

ANNUAL REPORT

2011

THANK YOU!

We are truly honored! Chicago Women's Health Center (CWHC) couldn't be more thankful for the tremendous amount of community support we received from you during our 2011 fiscal year (September 1, 2010 - August 31, 2011). You continue to help us make health care accessible, while creating an empowering experience for our clients.

LAST YEAR:

- 2,500 Chicago youth received age-appropriate, medically accurate, and affirming comprehensive sex education.
- 2,400 people received pap smears, a screening that is crucial in preventing cervical cancer.
- 600 acupuncture appointments were offered to CWHC clients seeking an alternative approach to health care and well-being.
- 125 people focused on self-empowerment through our feminist counseling services.
- 120 families utilized our alternative insemination services.
- The Trans Greater Access Project (TGAP), a cross-program initiative, expanded its services to increase access to affirming health care for trans and gender non-conforming individuals.

With your support, we were able to provide services to over 6,000 people last year, 25% of whom make less than \$20,000 annually. In these hard economic times with uncertain income for so many people, it is vital that sliding scale services remain accessible to everyone.



CHANGES

In addition to reaching so many people last year, CWHC also saw some major organizational changes. In June 2011, we successfully ended our first-ever capital campaign, exceeding our original goal and raising a total of \$190,000. At this very moment, these funds are being applied towards moving CWHC to a new home! In our new location we will be increasing the size of our space, enabling us to provide more people with accessible health care services. To follow our progress during our move process and to find out our new address, follow us on [Facebook](#)!

NEW LOOK

You may have also noticed that we received a makeover, too! After a year of working with the [Grant for Good](#), CWHC has a new website and an updated look. We look pretty spiffy, don't you think? Through the Grant for Good, we were able to collaborate with seven amazing Chicago businesses and receive support in areas spanning from non-profit consulting to organizing our first gala!

“Chicago Women’s Health Center is the only place in Chicago that I know of where you can get caring, informed, alternative care on a sliding scale. I left wondering why all healthcare isn’t like this.”



GET INVOLVED

We could never have achieved so much this year without our donors, volunteers, foundations and community support. We are so grateful for your partnership. On behalf of CWHC's Collective and the individuals we serve, thank you for your support. If you are looking to get more involved, [volunteer](#) or [donate](#) to support access to health care in our community.



LEARN MORE

To see how your support benefits people everyday, view our financial breakdown. [—————>>>](#)

STATEMENT OF FINANCIAL POSITION

For the fiscal year ending August 31, 2011

ASSETS	2011	2010
Cash	378,819	297,786
Investments	-	676
Receivables	52,895	56,991
Prepaid Expenses	11,669	14,226
Land, Building & Equipment	2,241	2,671
Other Assets	5,021	4,500
TOTAL ASSETS	\$450,645	\$376,850
LIABILITIES AND NET ASSETS		
Accounts Payable	9,419	9,017
Accrued Expenses	7,481	15,874
Unrestricted Net Assets	223,705	244,553
Temporarily Restricted Net Assets	210,041	107,406
TOTAL LIABILITIES AND NET ASSETS	\$450,646	\$376,850

STATEMENT OF ACTIVITIES

For the fiscal year ending August 31, 2011

REVENUE	Unrestricted	Temporarily Restricted	2011 Total	2010 Total
Fee for Service	452,397		452,397	449,703
Corporate & Foundation Grants	115,033	80,833	195,866	226,500
In-Kind Services	180,384		180,384	139,058
Individual Donations	53,798	61,340	115,138	48,245
Special Events	6,018	3,295	9,313	20,799
Miscellaneous	2,356		2,356	2,897
Corporate & Foundation Grants Released from Restriction	42,833	-42,833		
TOTAL OPERATING REVENUE	852,819	102,635	\$955,454	\$887,202
EXPENSES				
Program Services	700,872		700,872	645,398
Management & General	111,145		111,145	105,723
Fundraising	61,650		61,650	56,677
TOTAL EXPENSES	873,667		\$873,667	\$807,798
NET ASSETS OF CWHC				
Beginning of Fiscal Year	244,553	107,406	351,959	272,555
END OF FISCAL YEAR	223,705	210,041	\$433,746	\$351,959

WHERE OUR 2011 FUNDING CAME FROM

Fee for Service

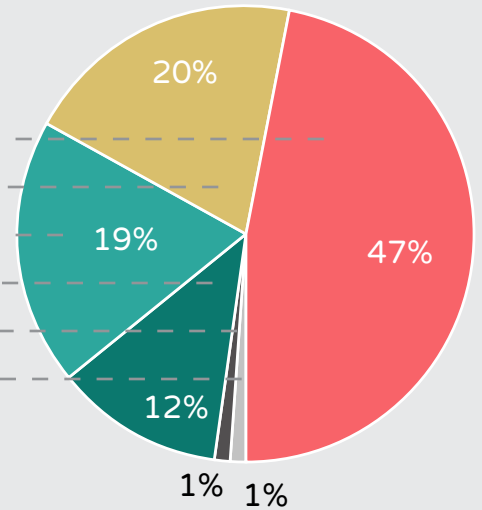
Corporate and Foundation Grants

In-Kind Services

Individual Donations

Special Events

Miscellaneous

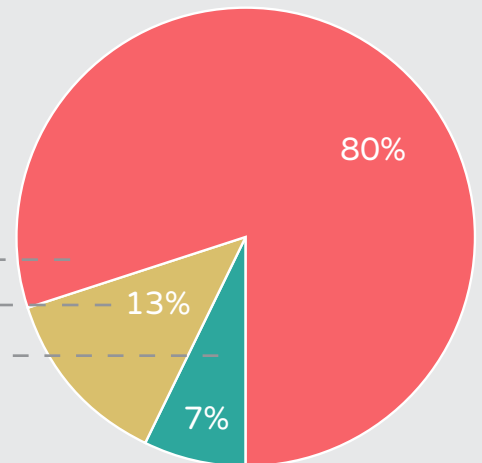


HOW WE USED OUR FUNDING

Program Services

Management and General

Fundraising



HOW OUR FUNDS WERE USED BY PROGRAM

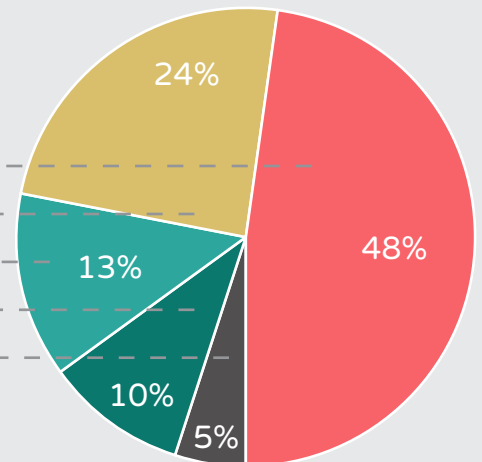
Gynecology Program

Counseling Program

Outreach & Education Program

Acupuncture Program

Alternative Insemination Program



To receive a copy of the audited financial statements, please call Chicago Women's Health Center at 773.935.6126.

Report designed by Laura Szumowski.